



## Virginia Department of Fire Programs

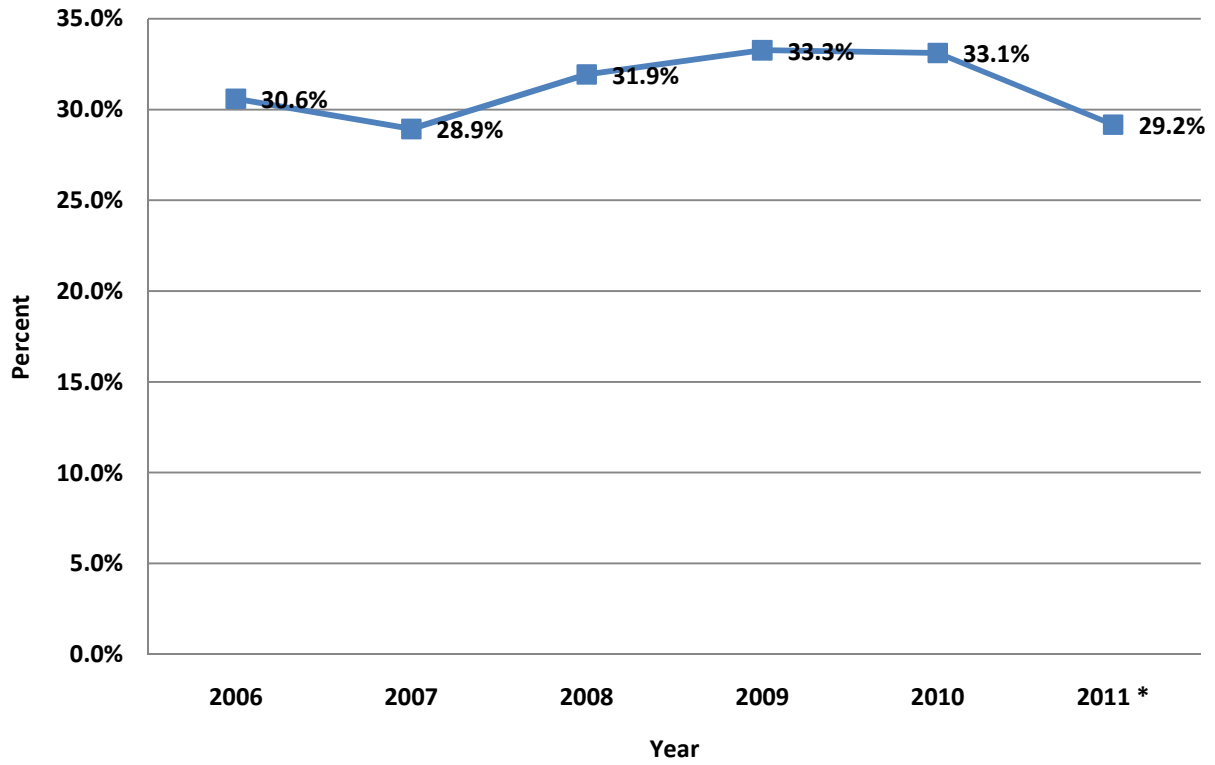
### Residential Structure Fires Caused By Cooking, Virginia, 2006-2011

Year	Fires Caused By Cooking	Total Residential Structure Fires	Percent	Total Property Loss	Total Contents Loss	Total Dollar Loss	Civilian Injuries	Civilian Deaths	Fire Service Injuries	Fire Service Deaths
2006	2,401	7,848	30.6%	\$4,026,463	\$807,821	\$4,834,284	93	2	3	0
2007	2,436	8,421	28.9%	\$5,360,498	\$1,267,745	\$6,628,243	108	2	3	0
2008	2,651	8,301	31.9%	\$4,002,660	\$1,124,482	\$5,127,142	127	3	7	0
2009	2,735	8,222	33.3%	\$4,236,875	\$1,507,768	\$5,744,643	83	3	2	0
2010	2,693	8,134	33.1%	\$3,821,150	\$1,559,064	\$5,380,214	121	4	8	0
2011 *	819	2,808	29.2%	\$1,353,697	\$740,643	\$2,094,340	52	1	6	0
<b>Total</b>	<b>13,735</b>	<b>43,734</b>	<b>31.4%</b>	<b>\$22,801,343</b>	<b>\$7,007,523</b>	<b>\$29,808,866</b>	<b>584</b>	<b>15</b>	<b>29</b>	<b>0</b>

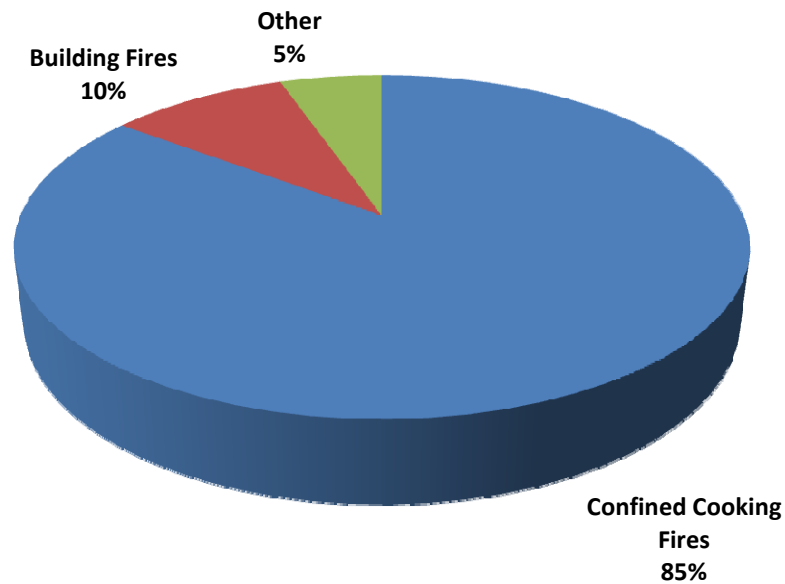
NOTE: Data is compiled from all fire incidents reported to the Virginia Fire Incident Reporting System (VFIRS) for 2006-2010 as of 03/11/2011 and for 2011 as of 06/06/2011. Residential structure fires include incidents with incident type as 110-123 (building fires) and with property use coded as 400-464 (residential). Residential structure fires caused by cooking include incidents coded as 113 (confined cooking fires) and building fires with equipment involved in ignition as 631-639, 641-647 or 654. For all frequency or incident counts, mutual/automatic aid given and fire exposure incidents were excluded from the numbers. For casualty statistical information, mutual/automatic aid given incidents were included for all fire service and excluded for all civilian data, and, in addition, fire exposure incidents were included with all casualty numbers. For dollar loss amounts, mutual/automatic aid given incidents were excluded and exposure incidents were included with the numbers.

\* Data for 2011 is considered preliminary since we are continuously receiving new and updated reports from fire departments.

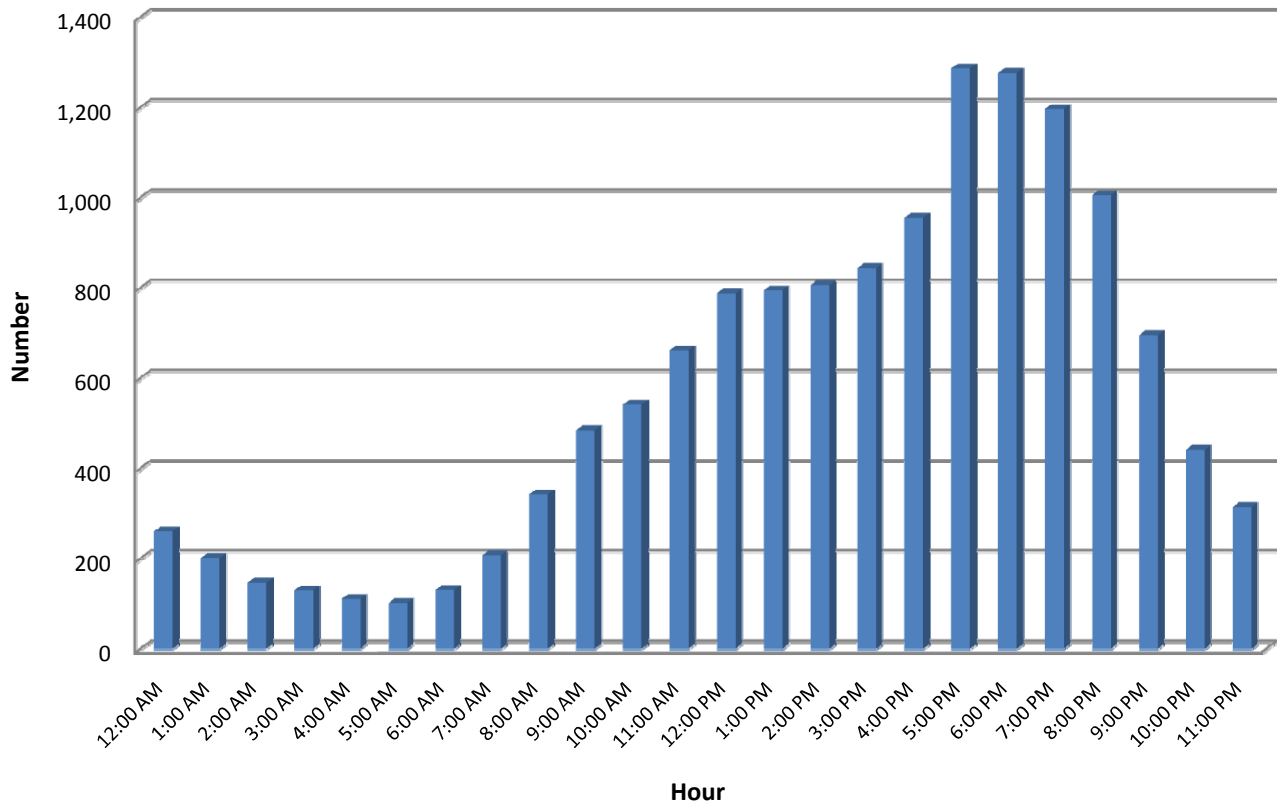
**Residential Cooking Fire Incidents By Year, Virginia, 2006-2011**



**Residential Cooking Fire Incidents By Incident Type, Virginia, 2006-2011**



### Residential Cooking Fire Incidents By Hour of Day, Virginia, 2006-2011



### Residential Cooking Fire Incidents By Property Use, Virginia, 2006-2011

