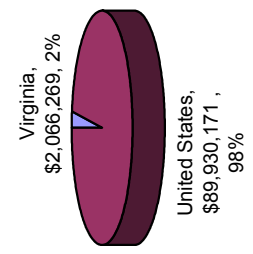


Assistance to Firefighters Grant (AFG) Program
 FFY 2001 Data current as of 01/11/2006

2001					
Category	# of Awards	VIRGINIA		UNITED STATES	
		# of Awards	Amount	# of Awards	Amount
Firefighting Equipment	4	4	\$276,174	404	\$14,919,464
Fire Prevention Programs	3	3	\$288,412	209	\$9,071,485
Personal Protective Equipment	7	7	\$364,978	707	\$34,136,809
Training	1	1	\$112,000	161	\$5,199,356
Vehicles	4	4	\$442,000	208	\$20,412,606
Wellness and Fitness	4	4	\$582,705	169	\$8,256,720
TOTALS		23	\$2,066,269	1,858	\$91,996,440
Mean Award			\$89,837.80		\$49,513.69
Median Award			\$73,737		\$30,224
Total # of Applications			Unknown		Unknown
Total Amount Requested			Unknown		Unknown

**AMOUNT AWARDED:
 VIRGINIA VS UNITED STATES**

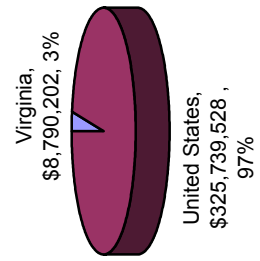


Assistance to Firefighters Grant (AFG) Program
 FFY 2002 Data current as of 01/11/2006

2002

Category	VIRGINIA		UNITED STATES	
	# of Awards	Amount	# of Awards	Amount
Emergency Medical Services	1	\$46,211	53	\$3,069,736
Fire Operations and Fire Safety	84	\$6,810,421	4732	\$281,433,370
Fire Prevention	4	\$389,393	216	\$10,927,059
Firefighting Vehicles	9	\$1,544,177	315	\$39,099,565
TOTALS	98	\$8,790,202	5,316	\$334,529,730
Mean Award		\$89,695.94		\$62,928.84
Median Award		\$62,790		\$44,168
Total # of Applications		Unknown		Unknown
Total Amount Requested		Unknown		Unknown

**AMOUNT AWARDED:
 VIRGINIA VS UNITED STATES**

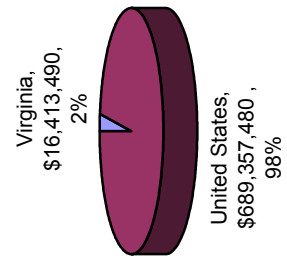


Assistance to Firefighters Grant (AFG) Program
 FFY 2003 Data current as of 01/11/2006

2003

Category	VIRGINIA		UNITED STATES	
	# of Awards	Amount	# of Awards	Amount
Emergency Medical Services	2	\$332,824	68	\$4,547,325
Fire Operations and Fire Safety	124	\$12,611,723	7016	\$502,157,331
Fire Prevention	6	\$173,724	295	\$13,953,059
Firefighting Vehicles	20	\$3,295,219	1,376	\$185,113,255
TOTALS	152	\$16,413,490	8,755	\$705,770,970
Mean Award		\$107,983.49		\$80,613.47
Median Award		\$77,481		\$43,418
Total # of Applications		Unknown		Unknown
Total Amount Requested		Unknown		Unknown

**AMOUNT AWARDED:
 VIRGINIA VS UNITED STATES**

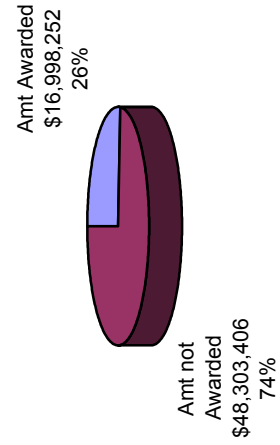
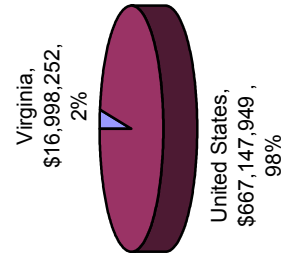


Assistance to Firefighters Grant (AFG) Program
 FFY 2004 Data current as of 11/11/2005

2004

Category	VIRGINIA		UNITED STATES	
	# of Awards	Amount	# of Awards	Amount
Fire Operations & Firefighter Safety	129	\$12,565,862	6,344	\$476,044,301
Fire Prevention	1	\$21,273	172	\$8,471,924
Firefighting Vehicles	25	\$4,411,117	1,358	\$199,629,976
TOTALS	155	\$16,998,252	7,874	\$684,146,201
Mean Award		\$109,666.14		\$86,886.74
Median Award		\$89,375		\$65,016
Total # of Applications		373		20,367
Total Amount Requested		\$65,301,658		\$2,664,216,693

**AMOUNT AWARDED:
 VIRGINIA VS UNITED STATES**

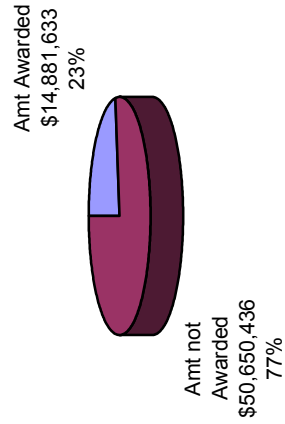
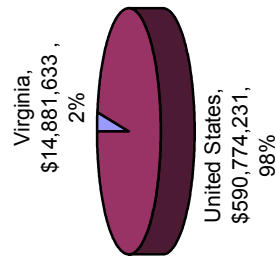


Assistance to Firefighters Grant (AFG) Program
 FFY2005 Data current as of 09/22/2006

2005

Category	VIRGINIA		UNITED STATES	
	# of Awards	Amount	# of Awards	Amount
Fire Operations & Firefighter Safety	103	\$11,225,634	5,055	\$446,272,392
Firefighting Vehicles	18	\$3,655,999	907	\$159,383,472
TOTALS	121	\$14,881,633	5,962	\$605,655,864
Mean Award		\$122,988.70		\$101,586.02
Median Award		\$89,110		\$77,625
Total # of Applications		385		20,972
Total Amount Requested		\$65,532,069		\$2,916,760,440

**AMOUNT AWARDED:
 VIRGINIA VS UNITED STATES**

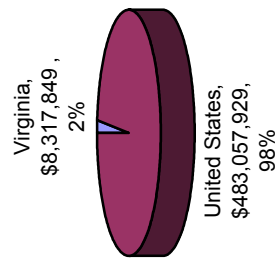


Assistance to Firefighters Grant (AFG) Program
 FFY2006 Data current as of 10/19/2007

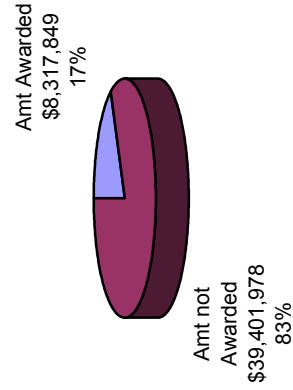
2006

Category	VIRGINIA		UNITED STATES	
	# of Awards	Amount	# of Awards	Amount
Fire Operations & Firefighter Safety	71	\$6,772,199	4,235	\$357,280,722
Firefighting Vehicles	8	\$1,545,650	734	\$134,095,056
TOTALS	79	\$8,317,849	4,969	\$491,375,778
Mean Award		\$105,289.23		\$98,888.26
Median Award		\$80,000		\$68,869
Total # of Applications		301		18,160
Total Amount Requested		\$47,719,827		\$2,326,457,902

**AMOUNT AWARDED:
 VIRGINIA VS UNITED STATES**



**VIRGINIA:
 AWARDED VS NOT AWARDED**

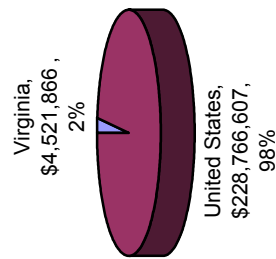


Assistance to Firefighters Grant (AFG) Program
 FFY2007 Data current as of 11/23/2007

2007

Category	VIRGINIA		UNITED STATES	
	# of Awards	Amount	# of Awards	Amount
Fire Operations & Firefighter Safety	35	\$3,448,366	2,236	\$151,632,150
Firefighting Vehicles	5	\$1,073,500	428	\$81,656,323
TOTALS	40	\$4,521,866	2,664	\$233,288,473
Mean Award		\$113,046.65		\$87,570.75
Median Award		\$67,534		\$59,006
Total # of Applications		318		20,731
Total Amount Requested		\$56,800,151		\$3,100,309,057

**AMOUNT AWARDED:
 VIRGINIA VS UNITED STATES**



**VIRGINIA:
 AWARDED VS NOT AWARDED**

